NOTES:

1) MATERIAL: GALV. STEEL
2) HOT DIP GALVANIZE PER ASTM A153.
3) BREAK ALL SHARP EDGES AND DEBURR ALL HOLES.
4) DIMENSIONS IN INCHES

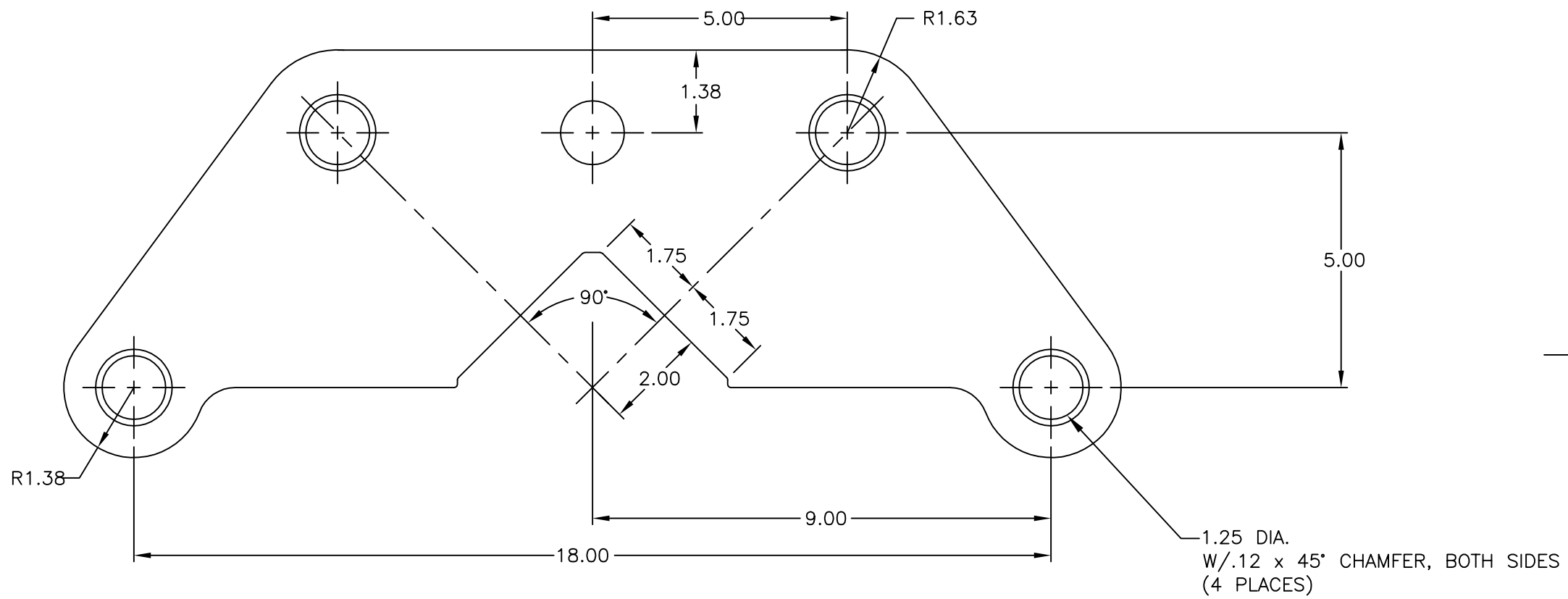

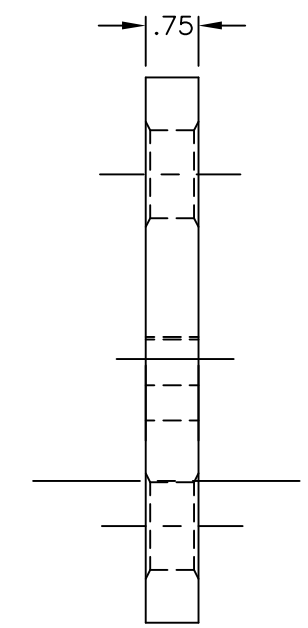

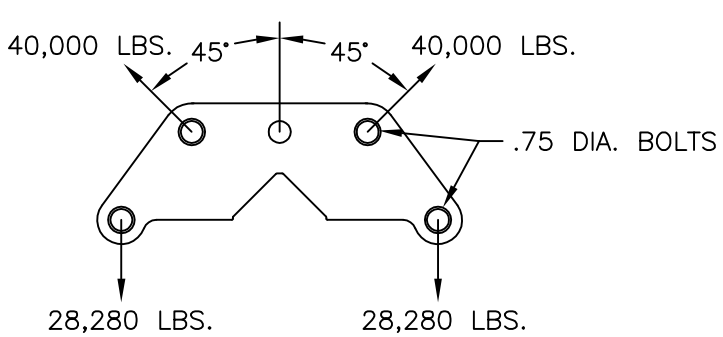

ULT. LOAD DIAGRAM

--	--	--	--
EC #	DATE	CHG BY	RESP ENG

DESC OF DWG:
--
--
--
--
REASON (S) FOR CHANGE: --
DISPOSITION OF MAT'L: --

ANDERSON®

CONFIDENTIAL: THIS DRAWING AND ITS CONTENTS ARE CONFIDENTIAL AND THE EXCLUSIVE PROPERTY OF HUBBELL POWER SYSTEMS. NO PUBLICATION, DISTRIBUTION OR COPIES MAY BE MADE WITHOUT THE WRITTEN CONSENT OF HUBBELL POWER SYSTEMS. HUBBELL POWER SYSTEMS UNPUBLISHED ALL RIGHTS RESERVED UNDER THE COPYRIGHT LAWS.

HUBBELL® POWER SYSTEMS

TITLE
YOKE PLATE

SIZE	DWG NO.	CAT / PART / ASSY NO.	REV
B	CUTSHEET	93006-4004	A

DO NOT SCALE THIS DRAWING	DRN BY MAN	DATE 06/04/13	SHEET 1 of 1